

Gateway Active Index-Option Overwrite Composite (AIOO)

Objective

Seeks to outperform the Cboe® S&P BuyWriteSM Index (the BXMSM)² over the long-term.

Composite Inception Date

April 1, 2008

Composite Assets Under Management

\$1.83 billion¹

Strategy

Low-volatility equity strategy that invests in a broadly diversified portfolio of common stocks with actively managed written index call options.

Driver of Alpha Potential

Consistent cash flow from index call writing creates potential for long-term risk-adjusted returns similar to the equity market.

Portfolio Application

1. Lower-risk core equity strategy
2. Compliment to immunization/liability matching
3. Component of alternative investment program

Firm Overview

Since 1977, Gateway has provided low-volatility equity strategies to risk-conscious investors. The firm specializes in using index options to generate cash flow, reduce risk and potentially enhance risk-adjusted return.

Headquarters

Cincinnati, OH

Assets Under Management

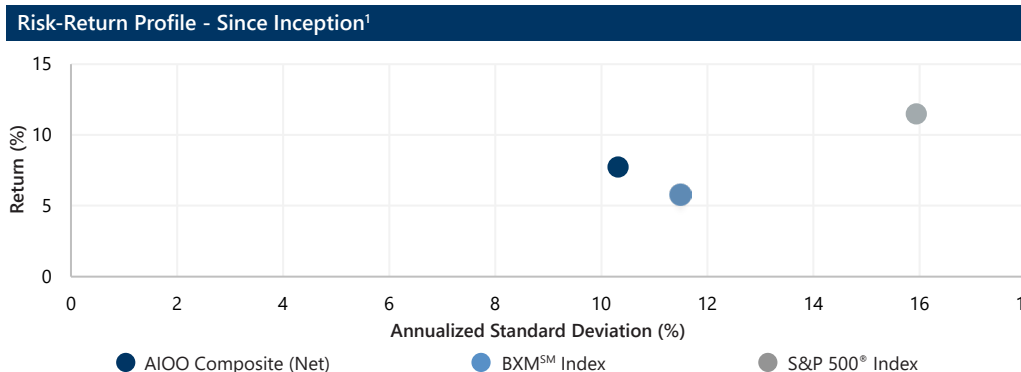
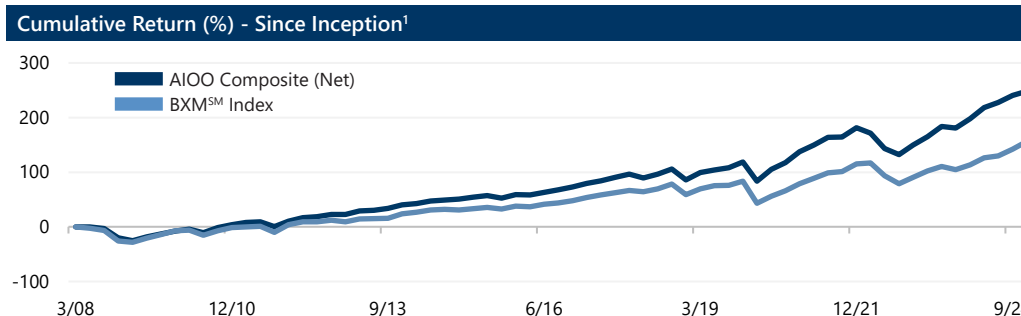
\$9.42 billion¹

Firm Philosophy

Gateway's investment philosophy holds that consistency is the key to long-term investment success and that generating cash flow, rather than seeking to predict fluctuations in the prices of securities, can be a lower-risk means to participate in equity markets. Gateway believes that market volatility can be converted into cash flow and risk can be managed effectively using the tools provided by the index options market.

Total Return (%) ¹	Q4	1 Year	3 Years	5 Years	10 Years	Inception Return ¹
AIOO Composite (Net)	2.21	16.98	7.39	9.77	8.73	7.74
BXM SM Index	5.78	20.12	5.99	6.88	6.94	5.78
S&P 500® Index	2.41	25.02	8.94	14.53	13.10	11.49

Standard Deviation: Less Risk Relative to the S&P 500® Index (%) ¹	1 Year	3 Years	5 Years	10 Years	Inception Return ¹
AIOO Composite (Net)	6.90	11.15	11.92	9.76	10.32
BXM SM Index	4.90	9.89	12.79	10.44	11.49
S&P 500® Index	10.67	17.40	18.21	15.36	15.94



	Index Call Options		Representative Portfolio		S&P 500® Index
	9/30/2024	12/31/2024			
Percent hedged with options	>95%	>95%	Total Holdings	235	503
Weighted-average moneyness	1.5% ITM - 1.5% OTM	>2.5% OTM	Total S&P Holdings	126	503
Weighted-average days to expiration	38	47	Total Non-S&P Holdings	109	n/a
Weighted-average call premium to earn	10.0% - 12.5%	2.5% - 5.0%	Total ADRs	7	0
			Weighted-Avg Market Cap, \$B	1,099.1	1,060.4
			Weighted-Avg P/E Ratio	27.12	26.81
			Weighted-Avg P/B Ratio	5.27	5.11

Past performance does not guarantee future results. **Side one. Not valid without side two.** Data source: Morningstar DirectSM.
¹ All data as of December 31, 2024 unless otherwise noted. Periods over one year are annualized. Standard deviation calculated using monthly returns. Composite inception date is April 1, 2008. ² The BXMSM is a passive total return index designed to track the performance of a hypothetical buy-write strategy on the S&P 500® Index. The construction methodology of the BXMSM includes buying an equity portfolio replicating the holdings of the S&P 500® Index and selling a single one-month S&P 500® Index call option with a strike price approximately at-the-money (ATM) each month on the Friday of the standard index-option expiration cycle and holding that position until the next expiration. ³ Weighted-average moneyness: how much an option contract's strike price is in-the-money (ITM) or out-of-the-money (OTM) expressed as a percentage of the price of the option contract's underlying asset. Weighted-average days to expiration: weighted-average time until the expiration date of the options. Weighted-average call premium to earn: Annualized weighted-average potential cash flow to be earned from written call options, calculated as weighted-average price of written call options divided by the index price on the dates indicated in the table headings. ⁴ Represents supplemental information. This representative account was selected as it is the oldest account in the Composite.

Michael T. Buckius, CFA®
CEO, CIO, & Portfolio Manager

Industry Start: 1992
Joined Gateway: 1999
MBA Loyola University Maryland
BBA Loyola University Maryland

Kenneth T. Toft, CFA®
Senior Vice President & Portfolio Manager

Industry Start: 1992
Joined Gateway: 1992
MBA University of Cincinnati
BA University of Cincinnati

Daniel M. Ashcraft, CFA®
Vice President & Portfolio Manager

Industry Start: 2007
Joined Gateway: 2009
BS Miami University

Mitchell J. Trotta, CFA®
Portfolio Manager

Industry Start: 2015
Joined Gateway: 2016
BBA University of Cincinnati

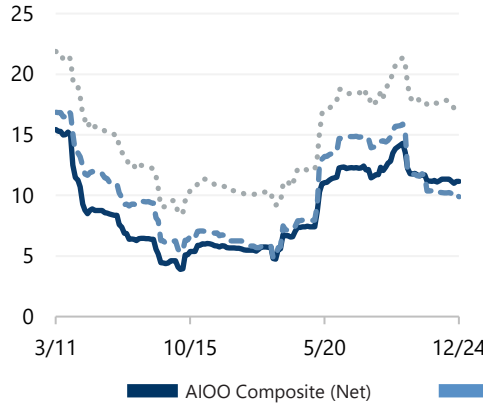
Mathew D. Evans
Associate Portfolio Manager

Industry Start: 2023
Joined Gateway: 2023
BBA University of Cincinnati

Twinkle T. Singh
Quantitative Research Analyst

Industry Start: 2012
Joined Gateway: 2024
BS University of the Philippines

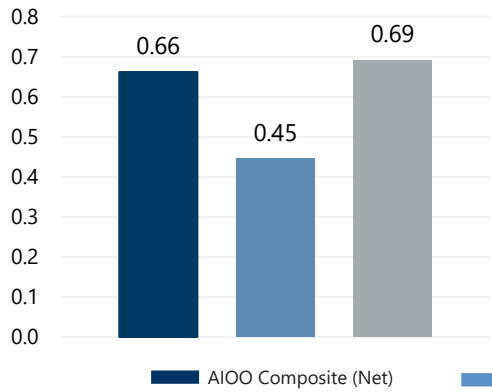
Consistently Reduced Standard Deviation (%)



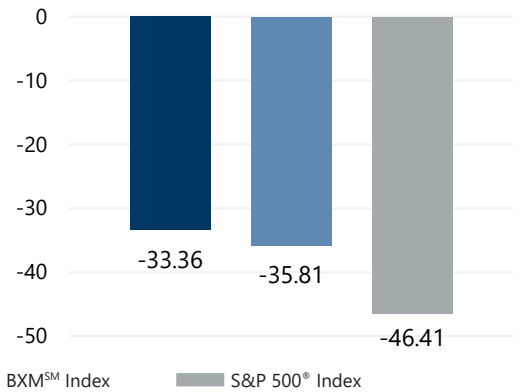
Consistently Reduced S&P 500® Index Beta



Attractive Risk-Adjusted Return Since Inception*



Lower Max Drawdown Since Inception (%)**



IMPORTANT INFORMATION

*Composite since inception period is April 1, 2008 to December 31, 2024. Based on monthly returns. **Max drawdown since Composite inception of April 1, 2008. Drawdown occurred May 31, 2008 to February 28, 2009. Based on daily returns.

Gateway Investment Advisers, LLC (Gateway) is an independent registered adviser and a successor in interest to Gateway Investment Advisers, L.P. as of February 15, 2008. Performance information for the Gateway Active Index-Option Overwrite Composite (the Composite) shown in this illustration is an asset-weighted composite of discretionary accounts under Gateway's management which share the same investment objectives and hedging strategies. The Composite was created on April 1, 2008. The Composite's net of fee performance results reflect the reinvestment of dividends and other earnings and reflect the deduction of investment advisory fees.

Performance results are expressed in U.S. dollars. The effectiveness of Gateway's strategy might be reduced if the portfolio does not correlate to the performance of the index underlying its option positions. Rebalancing of a portfolio may involve tax consequences. Selling index call options can reduce the risk of owning stocks but limits the opportunity to profit from an increase in the market value of stocks in exchange for up-front cash at the time of selling the call option. Unusual market conditions or the lack of a ready market for any particular option at a specific time may reduce the effectiveness of the Composite's option strategy, and for these and other reasons the Composite's option strategy may not reduce the volatility to the extent desired. A more detailed description of Gateway's standardized fees is included in Form ADV, Part 2.

The Composite contains fully discretionary hedged equity accounts that hold common stock and sell index call options on at least 95% of the underlying stock value. Indexes utilized for call option activity are U.S. domestic equity indexes that include all sectors of the economy. This call activity reduces volatility and provides cash flow. Gateway claims compliance with the Global Investment Performance Standard (GIPS®). GIPS® is a registered trademark of CFA Institute. CFA Institute does not endorse or promote this organization, nor does it warrant the accuracy or quality of the content contained herein. To obtain a GIPS Report for the firm's strategies and products, please contact Gateway's office at (513) 719-1100 or by visiting Gateway at 312 Walnut Street, Suite 3500, Cincinnati, Ohio 45202.

The S&P 500® Index is a product of S&P Dow Jones Indices LLC ("SPDJI"), and has been licensed for use by Gateway Investment Advisers, LLC (Gateway). Standard & Poor's®, S&P® and S&P 500® are registered trademarks of Standard & Poor's Financial Services LLC ("S&P"); Dow Jones® is a registered trademark of Dow Jones Trademark Holdings LLC ("Dow Jones"); and these trademarks have been licensed for use by SPDJI and sublicensed for certain purposes by Gateway. Gateway's Active Index-Option Overwrite Composite is not sponsored, endorsed, sold or promoted by SPDJI, Dow Jones, S&P, their respective affiliates, and none of such parties make any representation regarding the advisability of investing in such product nor do they have any liability for any errors, omissions, or interruptions of the S&P 500® Index.

©2024 Morningstar, Inc. All Rights Reserved. The information contained herein: (1) is proprietary to Morningstar and/or its content providers; (2) may not be copied or distributed; and (3) is not warranted to be accurate, complete or timely. Neither Morningstar nor its content providers are responsible for any damages or losses arising from any use of this information. Past performance does not guarantee future results.

Data sources: Gateway Investment Advisers, LLC and Morningstar Direct. Side two. Not valid without side one.

REQ-ALLQ

312 Walnut Street, Suite 3500
Cincinnati, Ohio 45202



www.gia.com | (513) 719-1100
info@gia.com

888 Boylston Street
Boston, Massachusetts 02199