

**Firm Overview**

**At a Glance**

Headquarters: Cincinnati, Ohio  
 Founded: 1977  
 AUM: \$9.42 billion as of December 31, 2024  
 Average Investment Team Firm Tenure: 14 years

**Investment Team**




**Michael T. Buckius, CFA®**  
CEO, CIO, and Portfolio Manager

Joined industry in 1992  
 Joined Gateway in 1999




**Kenneth H. Toft, CFA®**  
SVP, Portfolio Manager

Joined industry in 1992  
 Joined Gateway in 1992



**Daniel M. Ashcraft, CFA®**  
VP, Portfolio Manager

Joined industry in 2007  
 Joined Gateway in 2009



**Mitchell J. Trotta, CFA®**  
Portfolio Manager

Joined industry in 2015  
 Joined Gateway in 2016



**Mathew D. Evans**  
Associate Portfolio Manager

Joined industry in 2023  
 Joined Gateway in 2023



**Twinkle T. Singh**  
Quantitative Research Analyst

Joined industry in 2012  
 Joined Gateway in 2024

**A Brief History**

Since 1977, Gateway has been a leader in offering quantitatively managed equity portfolios and options-based investment solutions to meet the unique needs of a wide range of investors. Gateway maintains a focus on strategies to generate cash flow, reduce risk, enhance long-term risk-adjusted returns, and collaborating on customized solutions to address more specific goals. As a wholly-owned affiliate of Natixis Investment Managers, LLC since 2008, Gateway benefits from the broad resources of Natixis while maintaining a dedication to its distinct expertise.

**Investment Philosophy**



**Options Help Risk Management**

Options-based strategies can enhance risk-adjusted returns by accessing the implied volatility risk premium, generating cash flow, and reducing equity market risks.



**Broad Application Offers Multiple Solutions**

Index option-based strategies can enhance equity portfolios, diversify fixed income, and offer a liquid, transparent, low-cost alternative component.



**Active Judgement Can Improve Outcomes**

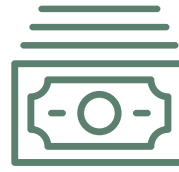
Each market environment and investment objective is unique, requiring a dynamic tool kit. A disciplined, active investment process, backed by an experienced team, can potentially add value and improve investor outcomes.

**Proven Strategies and Custom Capabilities**

Gateway offers a comprehensive suite of proven investment strategies that can be used in a variety of portfolio applications.



Hedging



Income



Volatility  
Risk Premia

<b>Index/RA (Flagship)</b>	<b>AUM: \$7,096.6</b>
Written Index Call Options & Purchased Index Put Options	
<b>Active Overwrite</b>	<b>AUM: \$1,828.7</b>
Written Index Call Options	
<b>Quality Income</b>	<b>AUM: \$134.7</b>
Written Index Call Options & Quality Large Cap Equities	
<b>Active PutWrite<sup>1</sup></b>	<b>AUM: \$227.4</b>
Written Index Put Options	

Assets under management (AUM) as of December 31, 2024 and displayed in \$ millions.  
 1: Asset totals represent the total notional value of written options contracts associated with each respective index.

# Investment Strategies Overview

	Index/RA (Flagship)	Put Spread Collar	Active Overwrite	Active PutWrite				Quality Income	Premium Overlay
				Global	Domestic	International	Emerging Markets		
Call Options Purchased									
Call Options Written	✓	✓	✓					✓	
Put Options Purchased	✓	✓							✓
Put Options Written		✓		✓	✓	✓	✓		
Underlying Portfolio	Stocks	Stocks	Stocks	T-Bills, Cash	T-Bills, Cash	T-Bills, Cash	T-Bills, Cash	Stocks	Stocks, T-Bills, Cash
Strategy Benchmark	S&P 500® Index	S&P 500® Index	BXM <sup>SM</sup> Index <sup>1</sup>	Custom Global Benchmark <sup>2</sup>	PUT <sup>SM</sup> Index <sup>2</sup>	PXEA <sup>SM</sup> Index <sup>2</sup>	PXEF <sup>SM</sup> Index <sup>2</sup>	S&P 500® Index	T-Bills <sup>3</sup>
Transparent	✓	✓	✓	✓	✓	✓	✓	✓	✓
Daily Liquidity	✓	✓	✓	✓	✓	✓	✓	✓	✓
No Lockups	✓	✓	✓	✓	✓	✓	✓	✓	✓
Capital Loss Harvesting Available	✓	✓	✓					✓	
Commingled Vehicle					✓				
Fund Availability	Mutual Fund	Mutual Fund	Mutual Fund					Exchange-Traded Fund	

## Why Index Options?

- **Equity risk premium exposure** - a reliable source of long-term real returns
- **Volatility risk premium exposure** - a reliable source of potential alpha
- **European-style expiration** - maintains control of the options portfolio
- **Cash-settled** - maintains control of underlying portfolio
- **Exchange-traded** - avoids counterparty risk
- **Robust liquidity** - avoids illiquidity risks
- **Deep, competitive market** - low transactions costs
- **Tax efficiency** - facilitates loss harvesting and tax-efficient returns

### Important Information

Past performance does not indicate future results.

The "S&P 500" is a product of S&P Dow Jones Indices LLC or its affiliates ("SPDJI"), and has been licensed for use by Gateway Investment Advisers, LLC (Gateway). Standard & Poor's® and S&P® are registered trademarks of Standard & Poor's Financial Services LLC ("S&P") and Dow Jones® is a registered trademark of Dow Jones Trademark Holdings LLC ("Dow Jones"). These trademarks have been licensed to SPDJI and have been sublicensed for use for certain purposes by Gateway.

1: Cboe® S&P 500 BuyWrite<sup>SM</sup> Index (BXM<sup>SM</sup> Index). 2: Custom Global Benchmark consists of 50% Cboe® S&P 500 PutWrite Index (PUT<sup>SM</sup> Index), 35% Cboe® MSCI EAFE PutWrite Index (PXEA<sup>SM</sup> Index) and 15% Cboe® MSCI Emerging Markets PutWrite Index (PXEF<sup>SM</sup> Index), rebalanced monthly. 3: ICE BofA 3-month Treasury Bill.

REQ-ALLQ

312 Walnut Street  
Cincinnati, OH 45202  
(513) 719-1100



888 Boylston Street  
Boston, MA 02199  
[www.gia.com](http://www.gia.com) | [info@gia.com](mailto:info@gia.com)